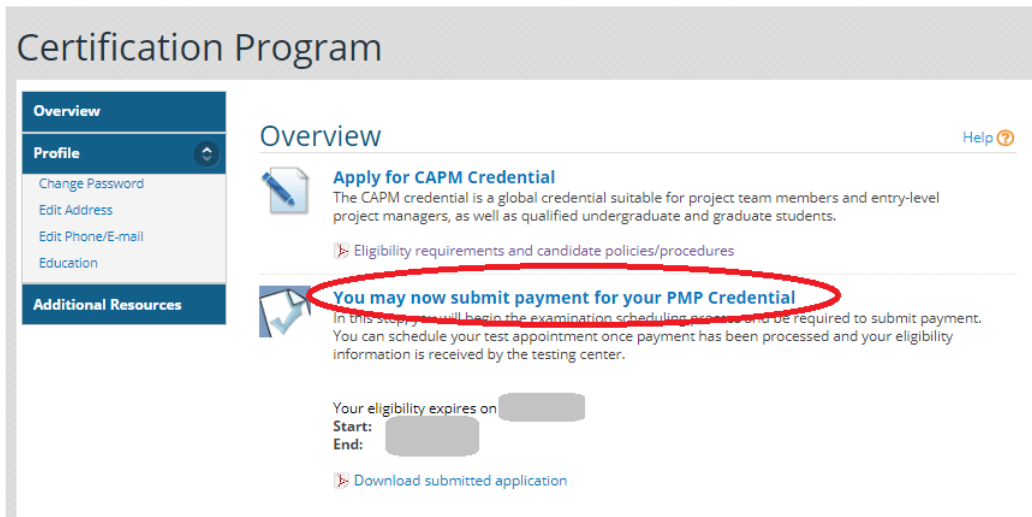


Eligible to pay – オンラインでの PMP 受験料支払い手順

STEP1. <https://certification.pmi.org/> にログイン後、「You may now submit payment for your PMP credential」をクリックします。



Certification Program

Overview

Apply for CAPM Credential

The CAPM credential is a global credential suitable for project team members and entry-level project managers, as well as qualified undergraduate and graduate students.

Eligibility requirements and candidate policies/procedures

You may now submit payment for your PMP Credential

In this step, you will begin the examination scheduling process and be required to submit payment. You can schedule your test appointment once payment has been processed and your eligibility information is received by the testing center.

Your eligibility expires on [redacted]

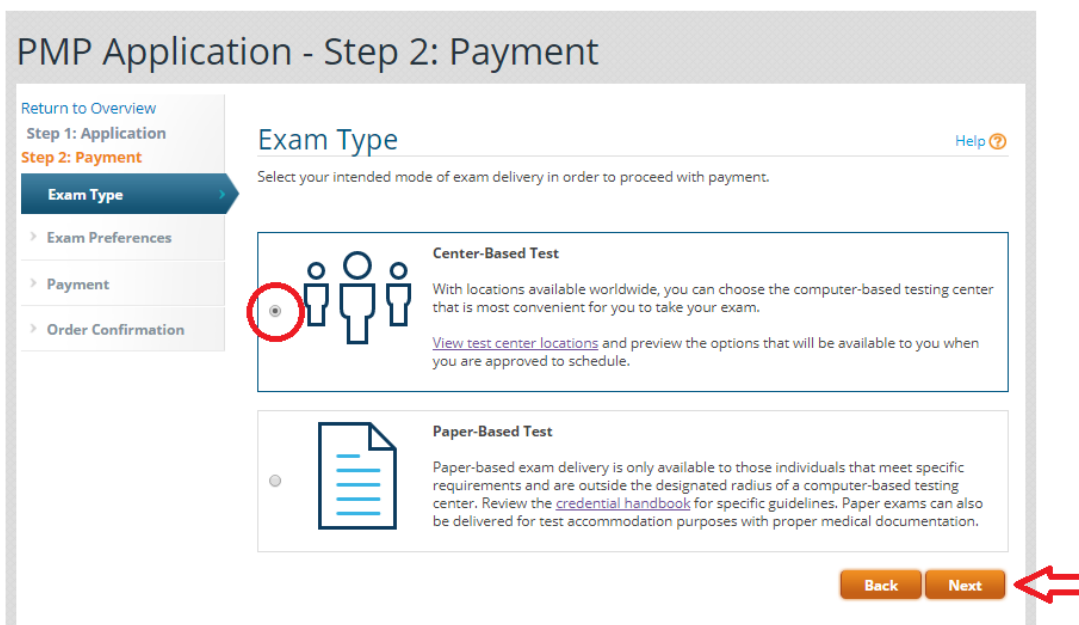
Start: [redacted]

End: [redacted]

Download submitted application

STEP2. 受験の種類「Center-Based Test (CBT)」を選択し、「Next」をクリックします。

センター・ベース・テスト(CBT)は PMI 試験の標準的な実施方法です。



PMP Application - Step 2: Payment

Return to Overview

Step 1: Application

Step 2: Payment

Exam Type

Exam Preferences

Payment

Order Confirmation

Exam Type

Select your intended mode of exam delivery in order to proceed with payment.

Center-Based Test

With locations available worldwide, you can choose the computer-based testing center that is most convenient for you to take your exam.

View test center locations and preview the options that will be available to you when you are approved to schedule.

Paper-Based Test

Paper-based exam delivery is only available to those individuals that meet specific requirements and are outside the designated radius of a computer-based testing center. Review the [credential handbook](#) for specific guidelines. Paper exams can also be delivered for test accommodation purposes with proper medical documentation.

Back Next

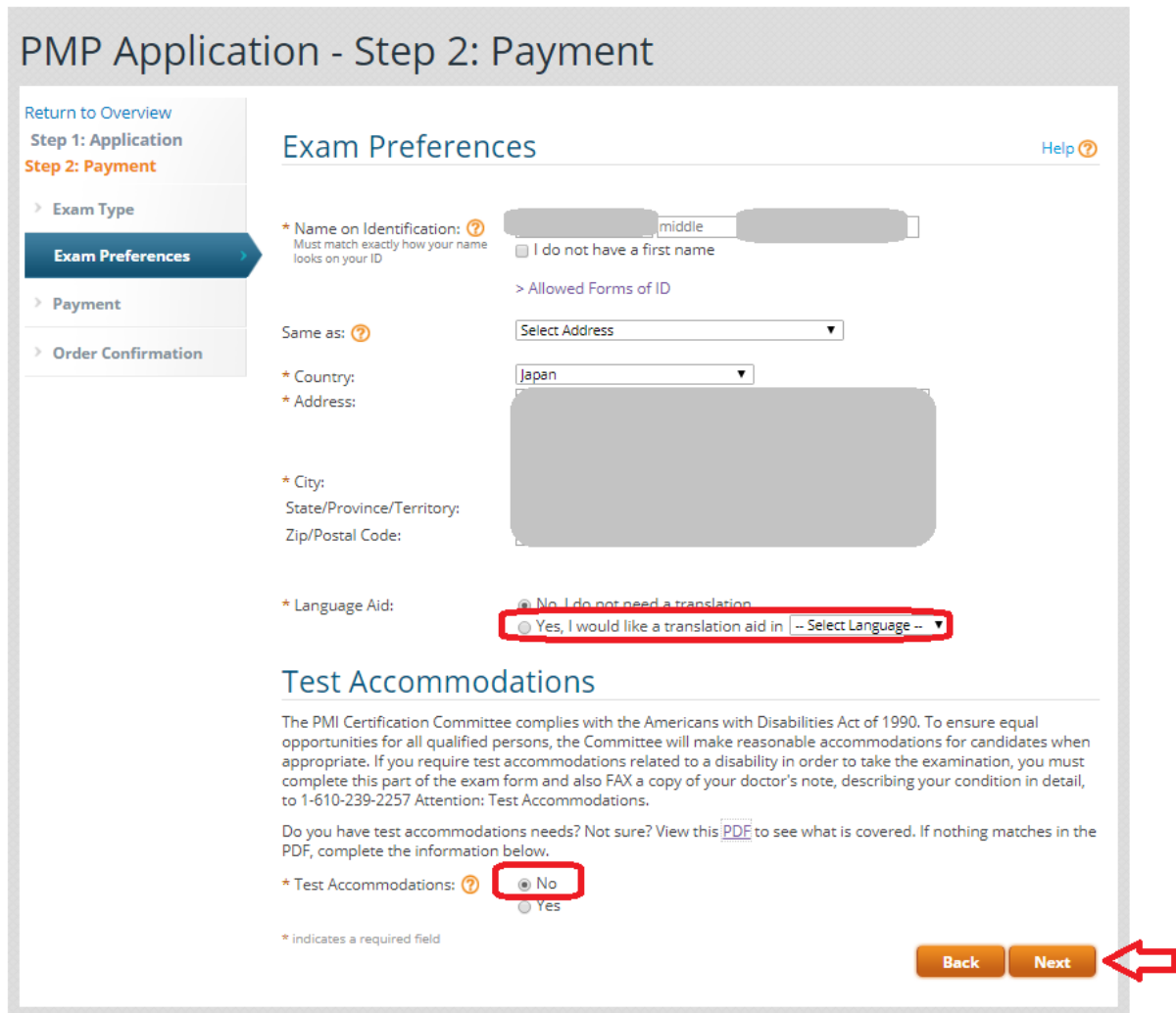
STEP3. 以下の事項について入力または選択し、「Next」をクリックしてください。

「Name on Identification」には、受験当日持参される政府発行の有効な身分証明書に記載されている名前(英語表記で Last に姓、First に名)を入力してください。身分証明書の規定については「Allowed Forms of ID」をご覧ください。

「Same as」では住所を選択し、その下に表示される住所を確認してください。

日本語のランゲージエイドが必要な方は、「Language Aid」で「Japanese」を選択してください。

「Test Accommodations」では、「No」を選択してください。



PMP Application - Step 2: Payment

Return to Overview
Step 1: Application
Step 2: Payment
> Exam Type
Exam Preferences
> Payment
> Order Confirmation

Exam Preferences Help ?

* Name on Identification: ? I do not have a first name
Must match exactly how your name looks on your ID
> Allowed Forms of ID

Same as: ?

* Country:

* Address:

* City:

State/Province/Territory:

Zip/Postal Code:

* Language Aid:
 No, I do not need a translation
 Yes, I would like a translation aid in

Test Accommodations

The PMI Certification Committee complies with the Americans with Disabilities Act of 1990. To ensure equal opportunities for all qualified persons, the Committee will make reasonable accommodations for candidates when appropriate. If you require test accommodations related to a disability in order to take the examination, you must complete this part of the exam form and also FAX a copy of your doctor's note, describing your condition in detail, to 1-610-239-2257 Attention: Test Accommodations.

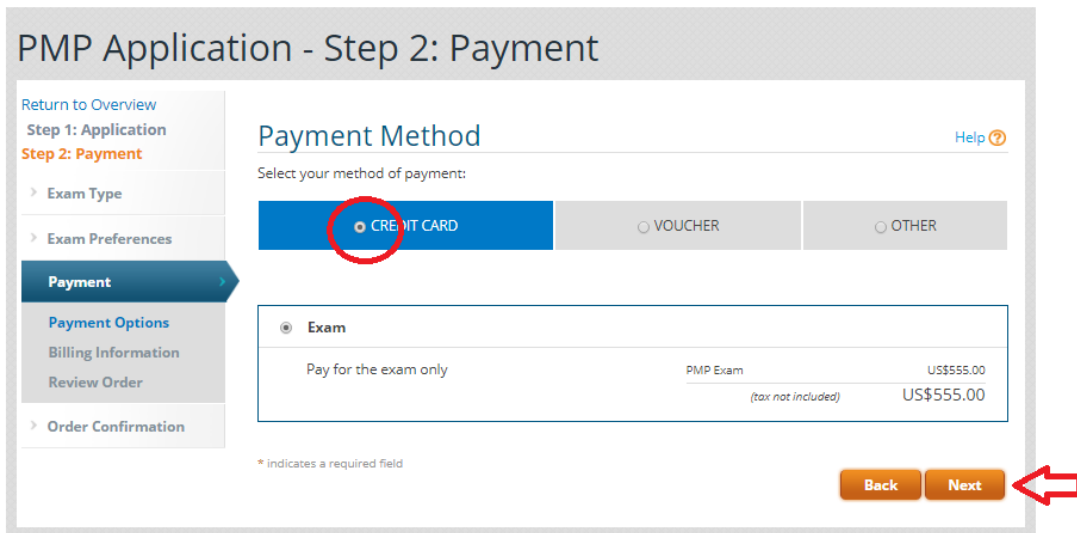
Do you have test accommodations needs? Not sure? View this [PDF](#) to see what is covered. If nothing matches in the PDF, complete the information below.

* Test Accommodations: ? No Yes

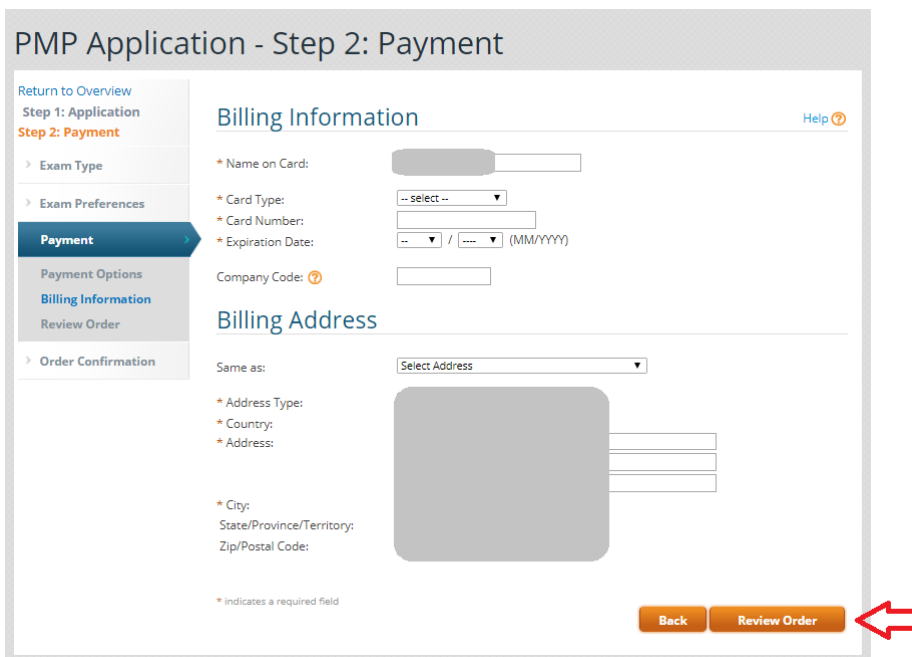
* indicates a required field

Back Next

STEP4. 支払い方法のページでは、試験料を確認後「Credit Card(クレジットカード)」を選択し、「Next」をクリックしてください。



STEP5. Billing Information にクレジットカード情報、Billing Address に請求先住所を英語表記で入力し、「Review Order」をクリックしてください。なお、「Company Code」は入力不要です。





Project Management Institute

STEP6. 支払い情報および支払い金額が表示されますので、内容が正しいことを確認し、「Complete Purchase」をクリックしてください。

The screenshot shows the 'Review Order' page. At the top left is the PMI logo and 'Project Management Institute'. The page title is 'Review Order' with a 'Help' icon. Below the title is the 'Payment Information' section, which includes a 'Print Invoice' button and a list of payment details: 'Exam', 'Subtotal', 'Tax', and 'Total', each followed by a dotted line and a 'US\$' amount. A red arrow points to the 'Complete Purchase' button at the bottom right. Below the buttons are two notes: '*Note: Certain charges may appear as separate transactions on your credit card.' and '* Indicates a required field.'

STEP7. PMP 受験料の支払い手続きが完了しますと、以下のような画面が表示されます。

The screenshot shows the 'Thank you!' page. At the top left is the PMI logo and 'Project Management Institute'. The page title is 'Thank you!' with a 'Help' icon. Below the title is a confirmation message: 'Payment for your certification is confirmed. You will receive a confirmation email shortly indicating that you are eligible to take the exam. This email will contain specific instructions and information needed to schedule your exam appointment.' Below the message is the heading 'Where would you like to go next?' followed by a list of links: 'View / Print Certification Receipt', 'View Certification Order History', 'View Membership Order History', and 'Return to Overview'.

また、ご登録 E メールアドレス宛にステータスのご案内(プロメトリック社ウェブサイト上で試験ご予約時必要となる Eligibility ID を含む Eligibility Letter)が送信されます。